



AVKASTNINGSRAPPORT

Fredrikstad kommune - Skolefond

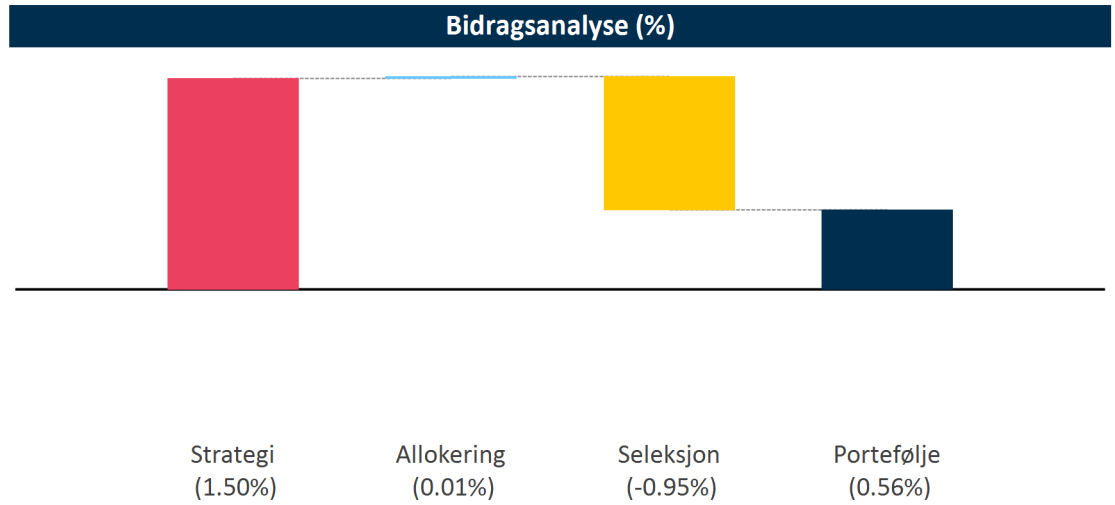
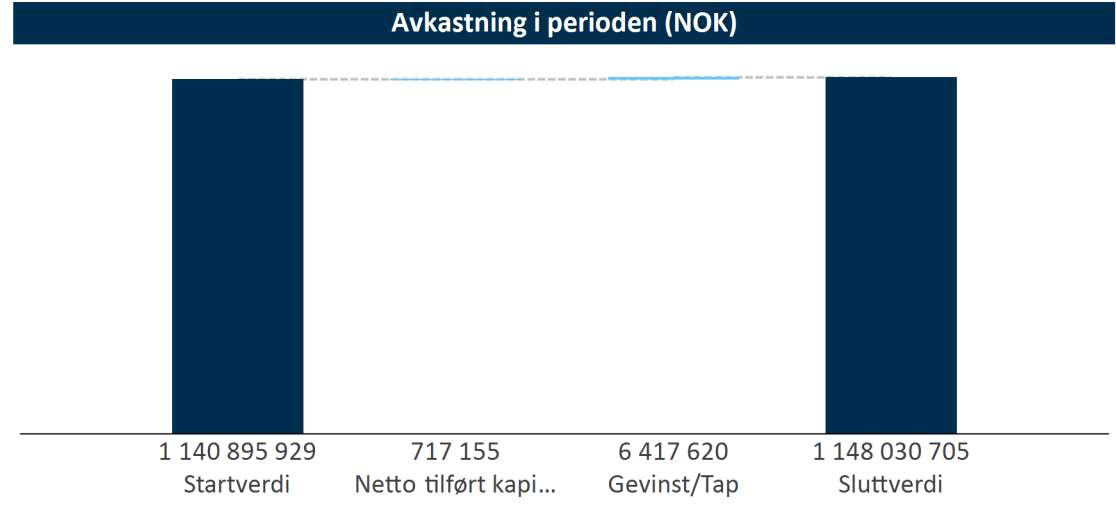
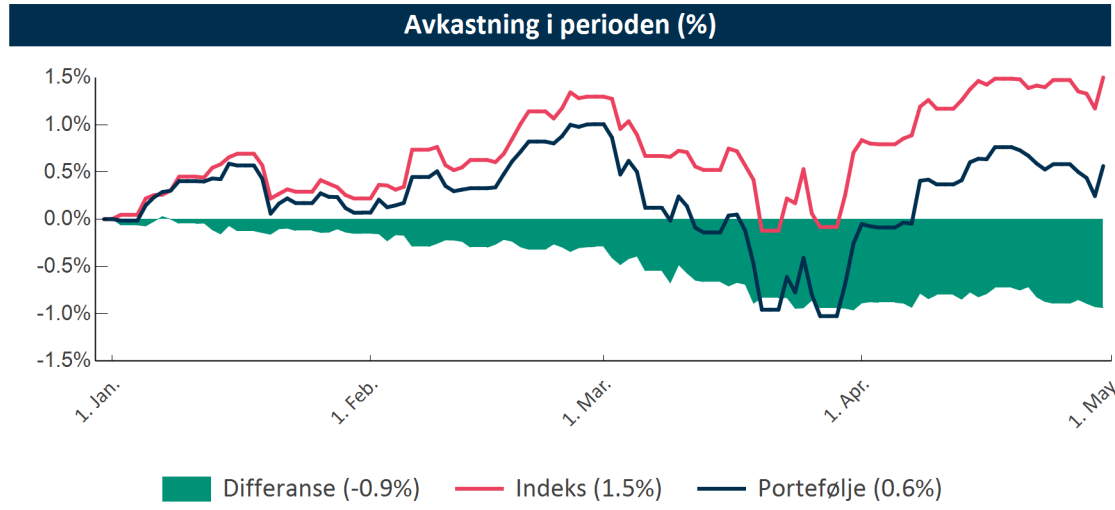
31.12.2025 - 30.04.2026



Total

	Avkastning hittil i måned (%)			Avkastning hittil i år (%)			Avkastning (NOK)			Allokering (%)			
	Port.	Indeks	Diff	Port.	Indeks	Diff	Hittil i mnd.	Hittil i år	Markedsverdi	Port.	Strategi	min-max	Kontroll
Total	0.82	0.79	0.03	0.56	1.50	-0.94	9 368 823	6 417 620	1 148 030 705	100.0	100		-
Aksjer	2.04	2.65	-0.61	2.27	5.95	-3.67	4 731 691	5 255 255	236 623 489	20.6	20	5-25	OK
Norske Aksjer	-1.56	-2.39	0.83	12.10	19.60	-7.50	-1 534 460	10 457 265	96 866 963	40.9	35	20-50	OK
Globale Aksjer	4.69	5.36	-0.66	-3.59	-1.33	-2.26	6 266 150	-5 202 010	139 756 526	59.1	65	50-80	OK
Obligasjoner	0.53	0.33	0.20	-0.33	0.12	-0.45	3 604 588	-2 256 601	679 307 056	59.2	60	40-80	OK
Norske Obligasjoner	0.49	0.33	0.16	-0.57	-0.26	-0.31	1 326 304	-1 551 407	270 872 644	39.9	40	25-55	OK
Globale Obligasjoner	0.56	0.34	0.22	-0.17	0.37	-0.54	2 278 283	-705 195	408 434 411	60.1	60	45-75	OK
Pengemarked	0.45	0.30	0.15	1.50	1.27	0.23	1 032 545	3 410 758	230 607 916	20.1	20	10-40	OK
Kontanter							0	8 208	1 492 244	0.1	0		-

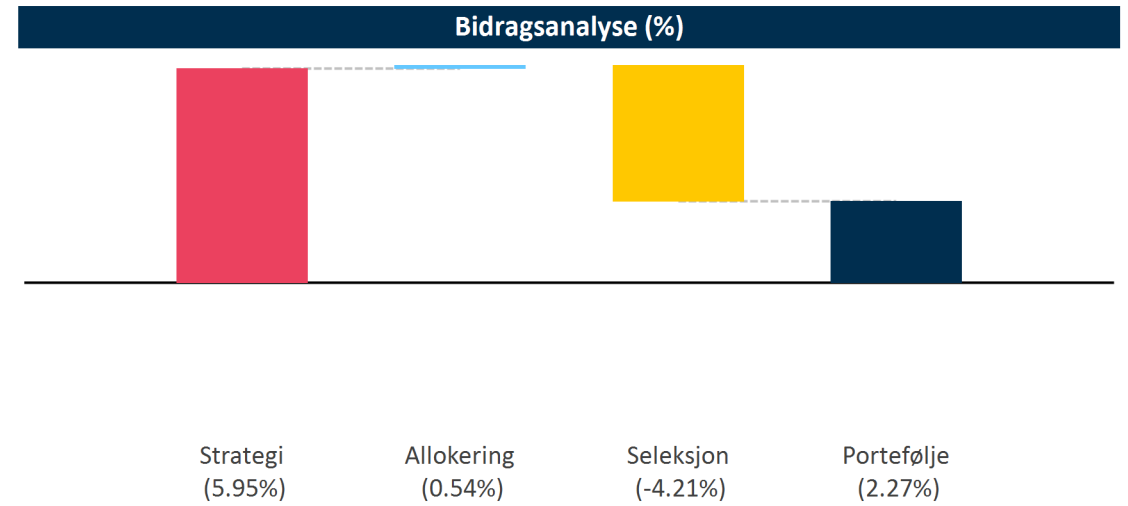
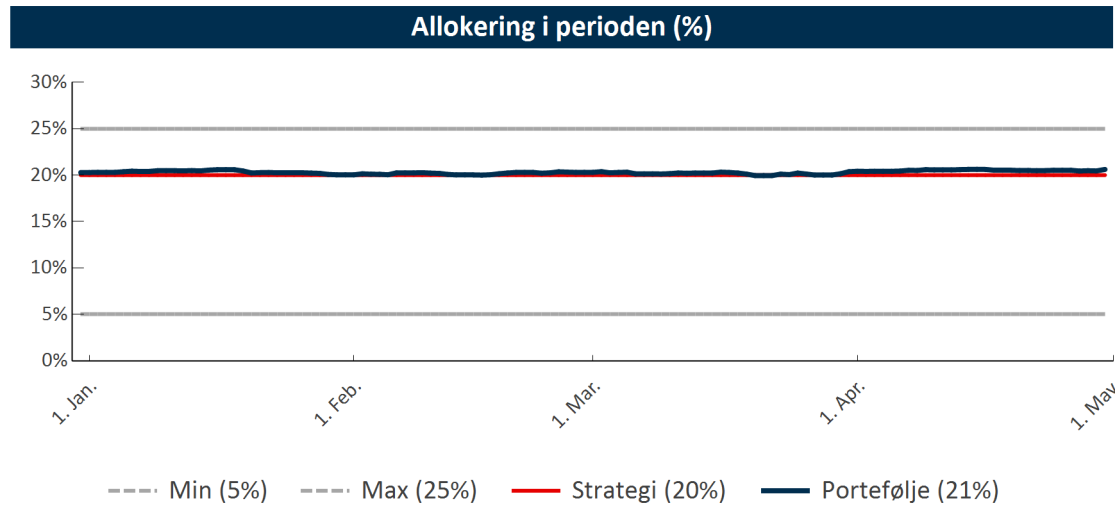
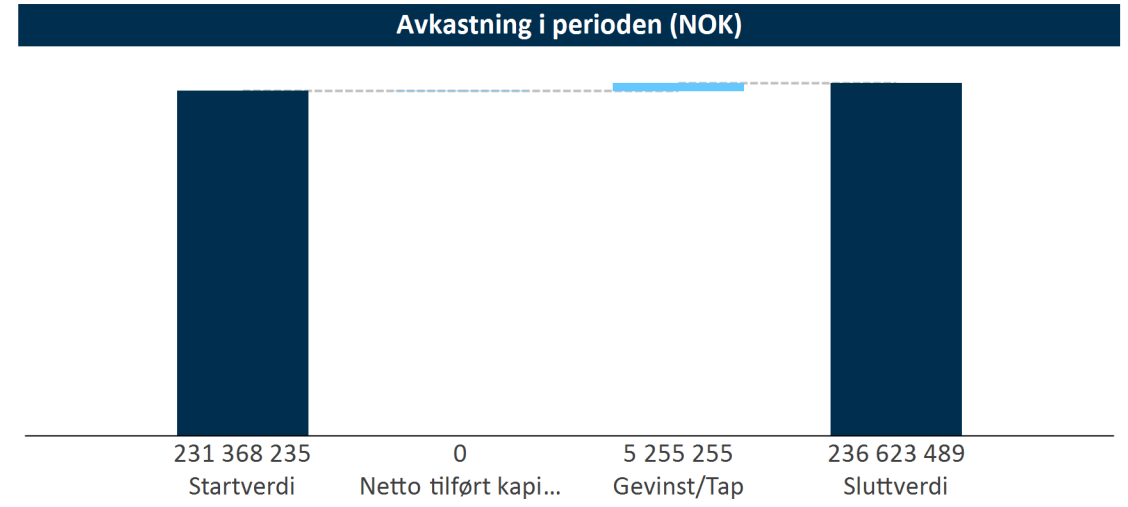
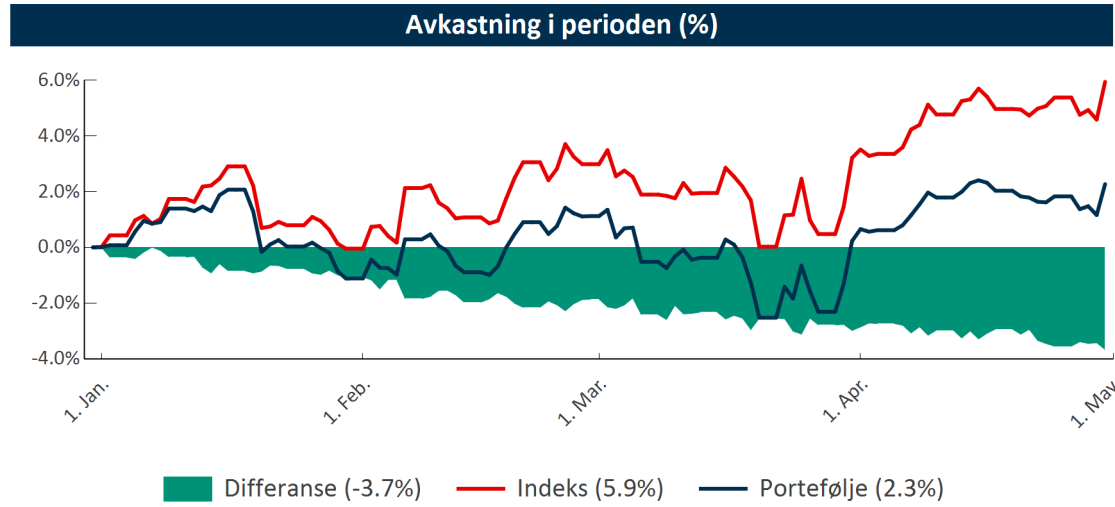
Total



Aksjer

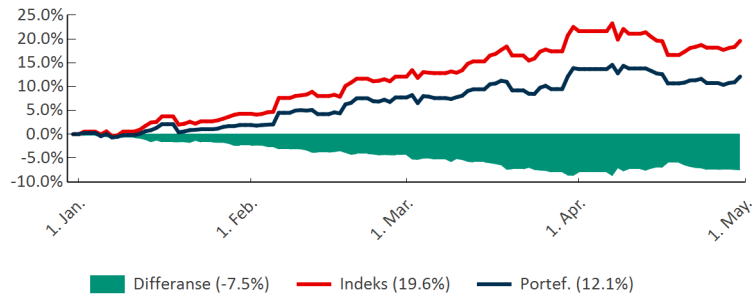
	Estimat	Kjøpsdato	Avkastning hittil i måned (%)			Avkastning hittil i år (%)			Markedsverdi	Allok.	Referanseindeks
			Port.	Indeks	Diff	Port.	Indeks	Diff			
Aksjer			2.04	2.65	-0.61	2.27	5.95	-3.67	236 623 489	20.6	
Norske Aksjer			-1.56	-2.39	0.83	12.10	19.60	-7.50	96 866 963	40.9	OSEBX
Alfred Berg Gambak R	●	31.01.2025	-0.28	-1.56	1.28	9.34	18.90	-9.56	20 770 167	21.4	OSEFX
Arctic Norwegian Value Creation D	●	31.01.2025	-1.23	-1.56	0.34	5.25	18.90	-13.65	20 118 091	20.8	OSEFX
Danske Invest 2 Norske Aksjer Inst.	●	31.08.2025	-1.66	-1.56	-0.09	13.90	18.90	-5.00	21 420 108	22.1	OSEFX
Storebrand Aksje Innland B	●	31.01.2025	-2.44	-2.39	-0.06	17.17	19.60	-2.43	34 558 596	35.7	OSEBX
Globale Aksjer			4.69	5.36	-0.66	-3.59	-1.33	-2.26	139 756 526	59.1	MSCI AC World
Generation Global Equity LTA53 USD	●	01.04.2025	3.74	5.36	-1.61	-14.61	-1.33	-13.28	17 499 893	12.5	MSCI AC World
Heptagon - Driehaus Emerging Markets Equity C USD	●	18.06.2025	11.05	9.69	1.36	9.46	5.96	3.51	13 619 722	9.8	MSCI Emerging Markets
KLP AksjeGlobal Indeks N-10	●	12.06.2025	4.64	4.80	-0.16	-2.53	-2.23	-0.30	53 717 435	38.4	MSCI World
Nordea Stabile Aksjer Global - A	●	31.01.2025	-2.28	4.80	-7.08	-6.57	-2.23	-4.34	10 616 020	7.6	MSCI World
Schroder ISF QEP Global Core C NOK	●	31.01.2025	5.11	4.80	0.31	-1.79	-2.23	0.43	21 811 182	15.6	MSCI World
SGA Global Equity Growth Fund Class M	●	31.01.2025	6.00	5.36	0.65	-11.64	-1.33	-10.31	9 292 955	6.7	MSCI AC World
T. Rowe Price Global Value I10	●	31.01.2025	4.42	4.80	-0.38	2.92	-2.23	5.15	13 199 320	9.5	MSCI World

Aksjer

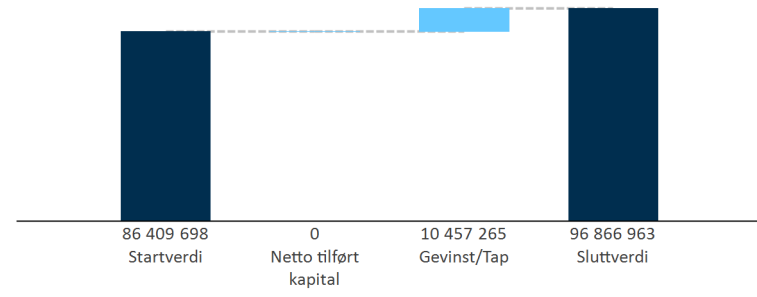


Norske Aksjer: 12.1% (-7.5%)

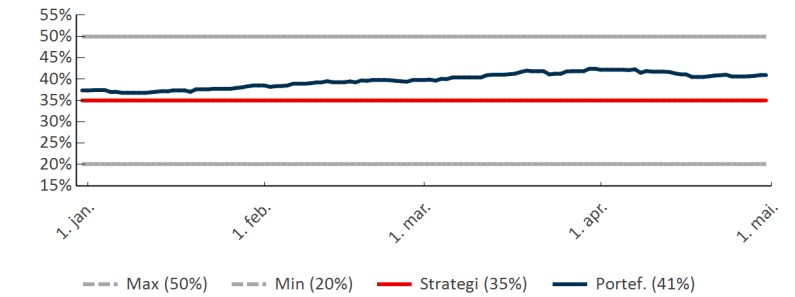
Avkastning i perioden (%)



Avkastning i perioden (NOK)

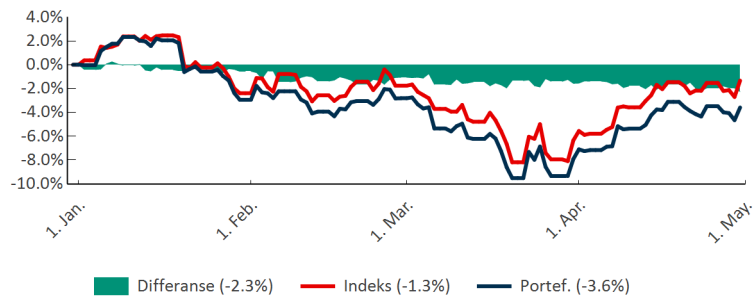


Allokering i perioden (%)

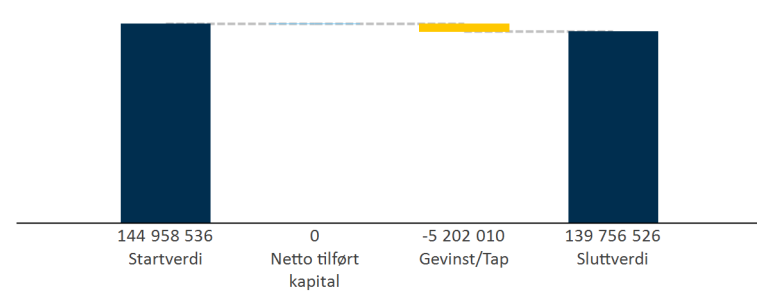


Globale Aksjer: -3.6% (-2.3%)

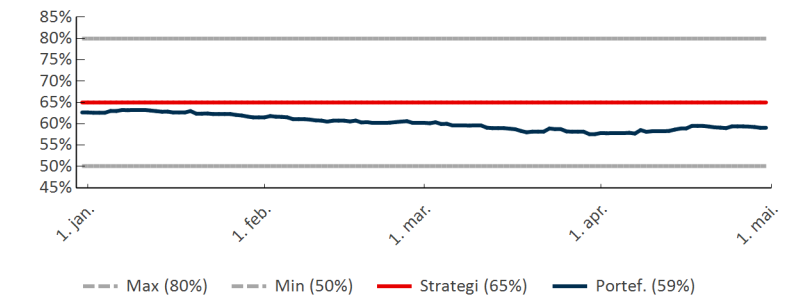
Avkastning i perioden (%)



Avkastning i perioden (NOK)



Allokering i perioden (%)

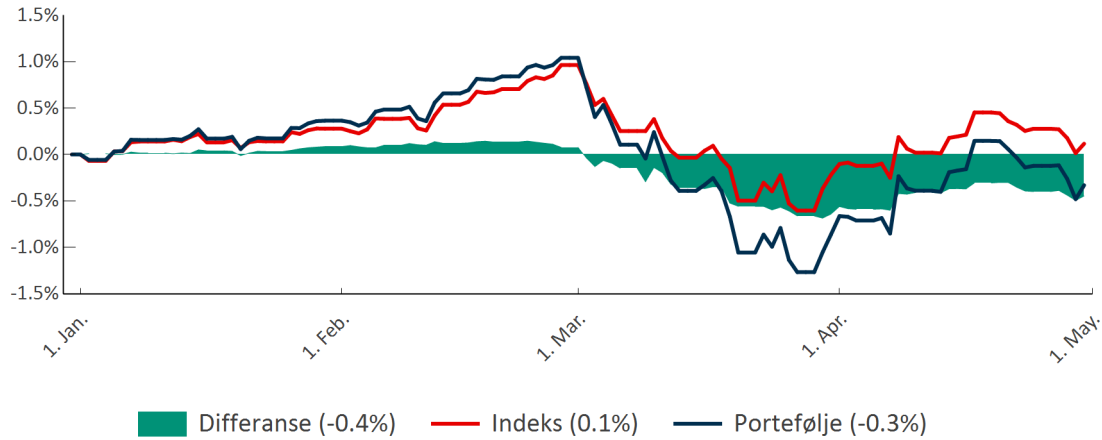


Obligasjoner

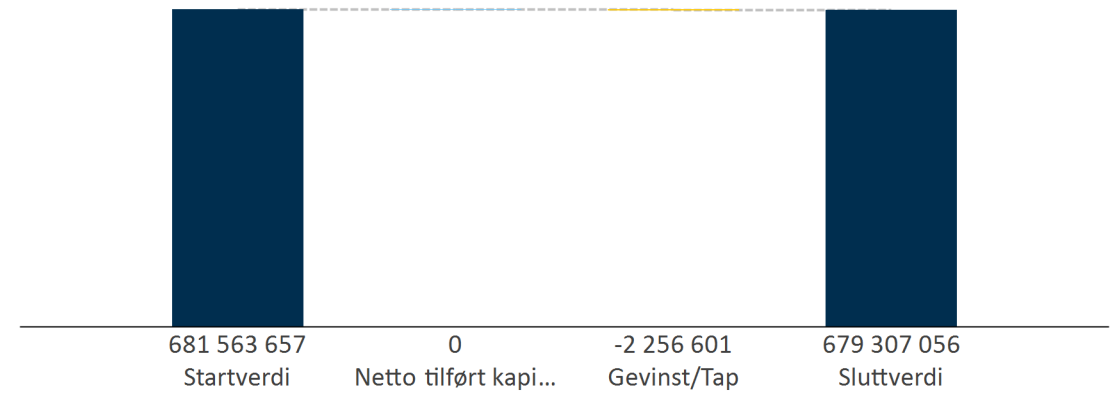
	Estimat	Kjøpsdato	Avkastning hittil i måned (%)			Avkastning hittil i år (%)			Markedsverdi	Allok.	Referanseindeks
			Port.	Indeks	Diff	Port.	Indeks	Diff			
Obligasjoner			0.53	0.33	0.20	-0.33	0.12	-0.45	679 307 056	59.2	
Norske Obligasjoner			0.49	0.33	0.16	-0.57	-0.26	-0.31	270 872 644	39.9	75/25 NBP RM123D3/Norsk stat 3 år
Alfred Berg Nordic IG Mid Dur I	●	31.01.2025	0.63	0.41	0.21	-0.49	-0.27	-0.22	90 390 845	33.4	NBP Regular Market 123D3
Danske Invest 2 Norsk Obligasjon Inst.	●	31.08.2025	0.46	0.41	0.04	-0.50	-0.27	-0.23	90 387 125	33.4	NBP Regular Market 123D3
DNB Norway Corporate Bonds	●	31.01.2025	0.39	0.41	-0.02	-0.72	-0.27	-0.44	90 094 674	33.3	NBP Regular Market 123D3
Globale Obligasjoner			0.56	0.34	0.22	-0.17	0.37	-0.54	408 434 411	60.1	60/40 BarCap Global Agg / 1-3 yrs Hdg NO
BlueBay IG Global Agg Bond Fund	●	31.01.2025	0.35	0.32	0.04	-1.13	0.13	-1.26	110 838 544	27.1	BarCap Global Agg Hdg NOK
DNB Global Low Carbon Corporate Bonds	●	31.01.2025	0.67	0.66	0.01	0.15	0.34	-0.19	102 541 510	25.1	BarCap Global Agg Corp 3-5 Yrs Hdg NOK
Payden Global Aggregate Bond Fund Hdg NOK	●	31.01.2025	0.57	0.32	0.25	-0.06	0.13	-0.18	112 477 980	27.5	BarCap Global Agg Hdg NOK
Payden Global Short Bond Fund Hdg NOK	●	31.01.2025	0.69	0.37	0.32	0.57	0.73	-0.16	82 576 377	20.2	BarCap Global Agg 1-3 Yrs Hdg NOK

Obligasjoner

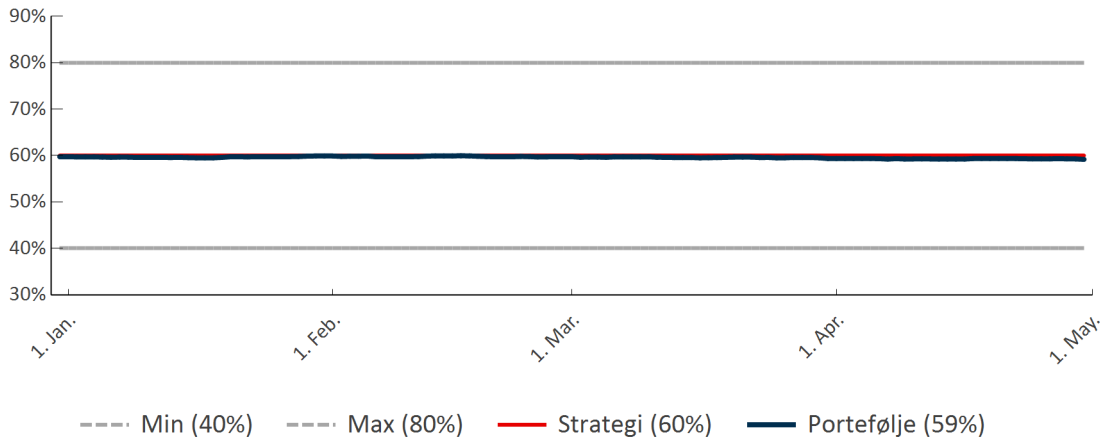
Avkastning i perioden (%)



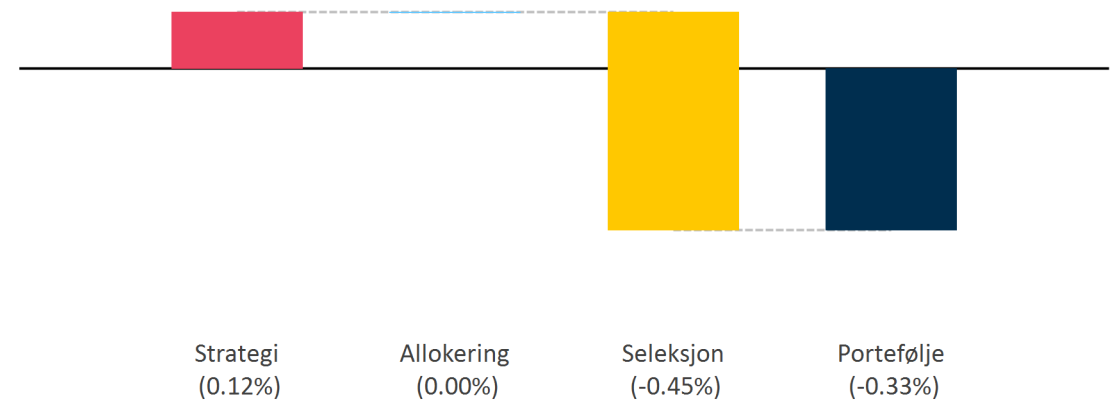
Avkastning i perioden (NOK)



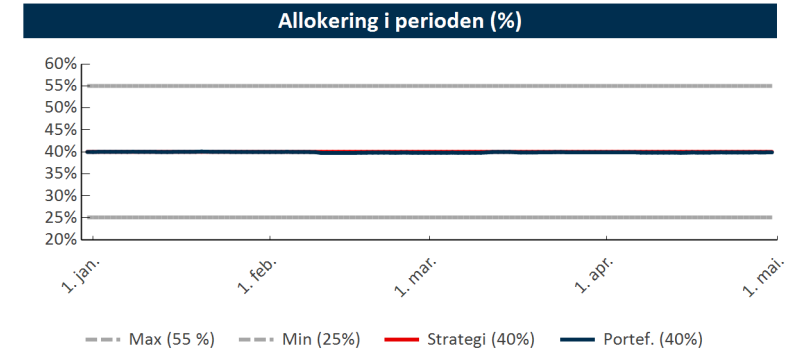
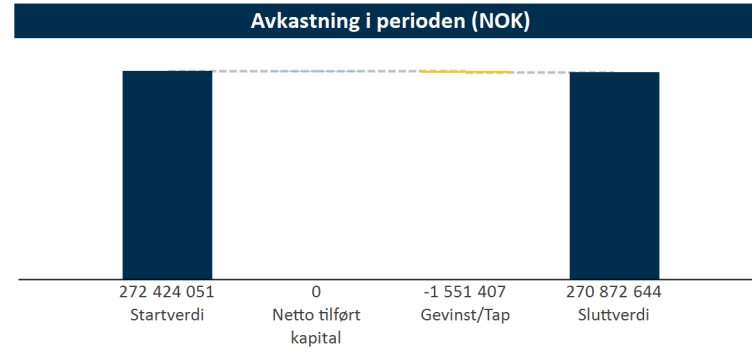
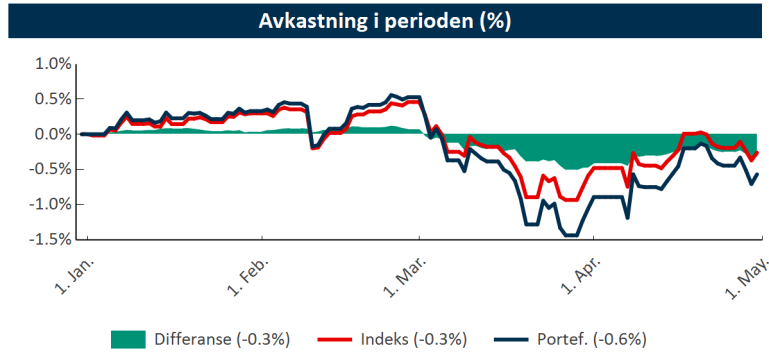
Allokering i perioden (%)



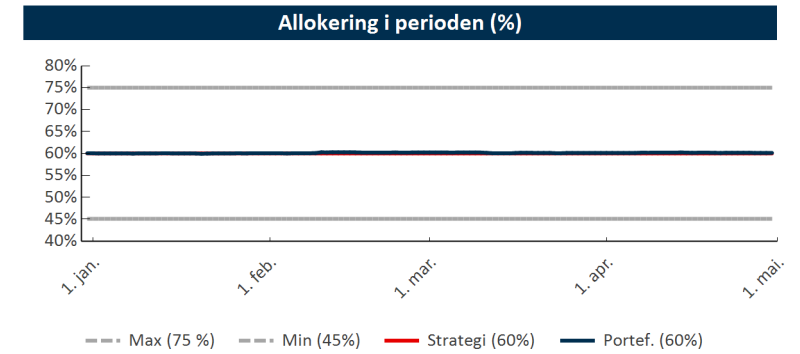
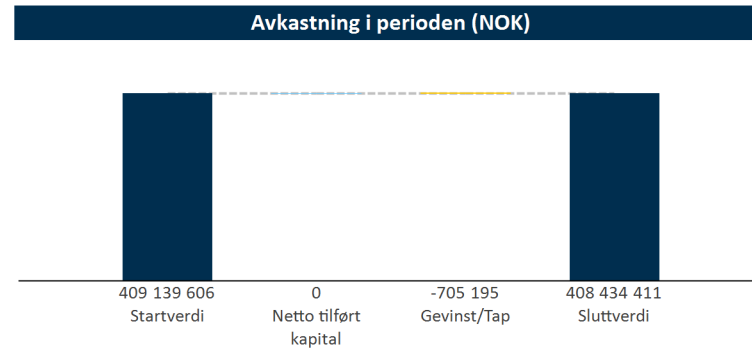
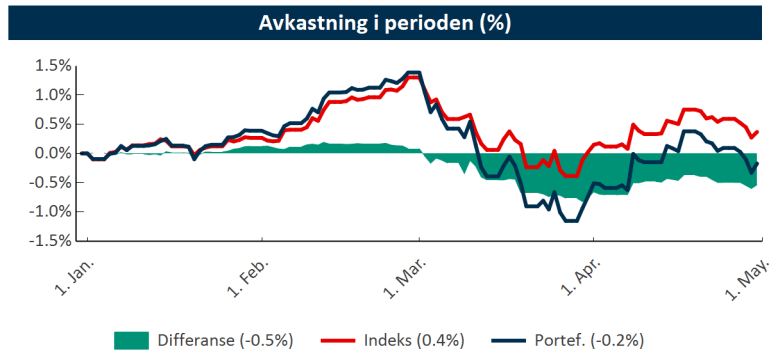
Bidragsanalyse (%)



Norske Obligasjoner: -0.6% (-0.3%)



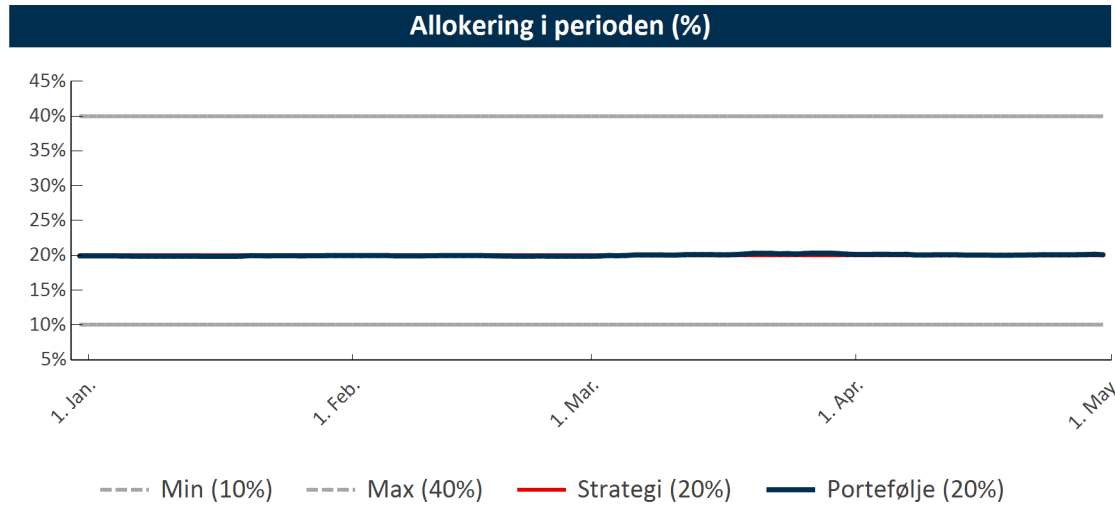
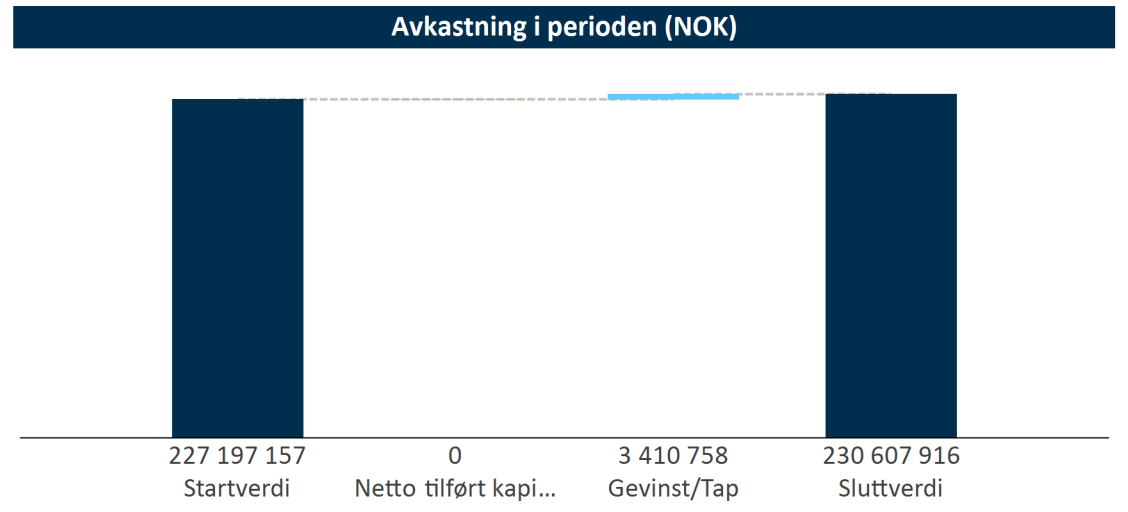
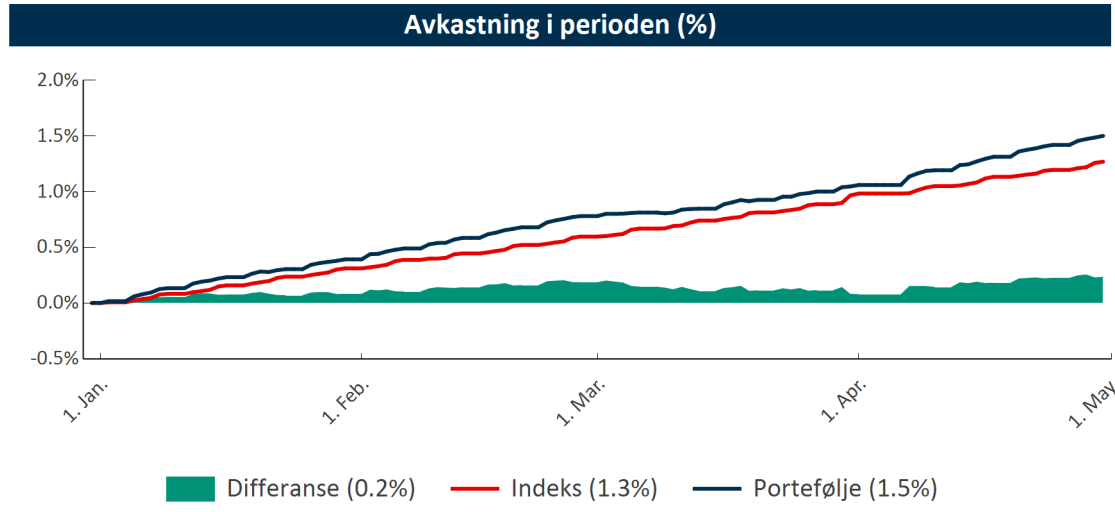
Globale Obligasjoner: -0.2% (-0.5%)



Pengemarked

	Estimat	Kjøpsdato	Avkastning hittil i måned (%)			Avkastning hittil i år (%)			Markedsverdi	Allok.	Referanseindeks
			Port.	Indeks	Diff	Port.	Indeks	Diff			
Pengemarked			0.45	0.30	0.15	1.50	1.27	0.23	230 607 916	20.1	NBP Norsk Stat Durasjon 0.25
Norsk Pengemarked			0.45	0.30	0.15	1.50	1.27	0.23	230 607 916	100.0	NBP Norsk Stat Durasjon 0.25
Alfred Berg Nordic Short Term I	●	05.09.2025	0.48	0.42	0.07	1.54	1.46	0.08	57 777 778	25.1	NBP Norsk Pengemarked
Holberg Likviditet	●	31.01.2025	0.39	0.42	-0.02	1.41	1.46	-0.05	57 432 140	24.9	NBP Norsk Pengemarked
Nordea Kort Obligasjon Pluss - S	●	31.01.2025	0.46	0.42	0.04	1.52	1.46	0.06	115 397 998	50.0	NBP Norsk Pengemarked

Pengemarked



Kontanter

	Avkastning hittil i måned (%)			Avkastning hittil i år (%)			Valuta			Markedsverdi (NOK)	Allok.
	Start	Inn / Ut	Avkast.	Start	Inn / Ut	Avkast.	Markedsverdi (lokal valuta)	Kode	Kurs		
Kontanter	1 143 230	349 014	0	766 880	717 155	8 208				1 492 244	0.1
Kontanter	1 143 230	349 014	0	766 880	717 155	8 208				1 492 244	100.0
Klientkonto NOK DNB	1 143 230	349 014	0	766 880	717 155	8 208	1 492 244	NOK	1.00	1 492 244	100.0
Reinvestert fondsrabatt	0	0	0	0	0	0	0	NOK	1.00	0	0.0