



AVKASTNINGSRAPPORT

Fredrikstad kommune

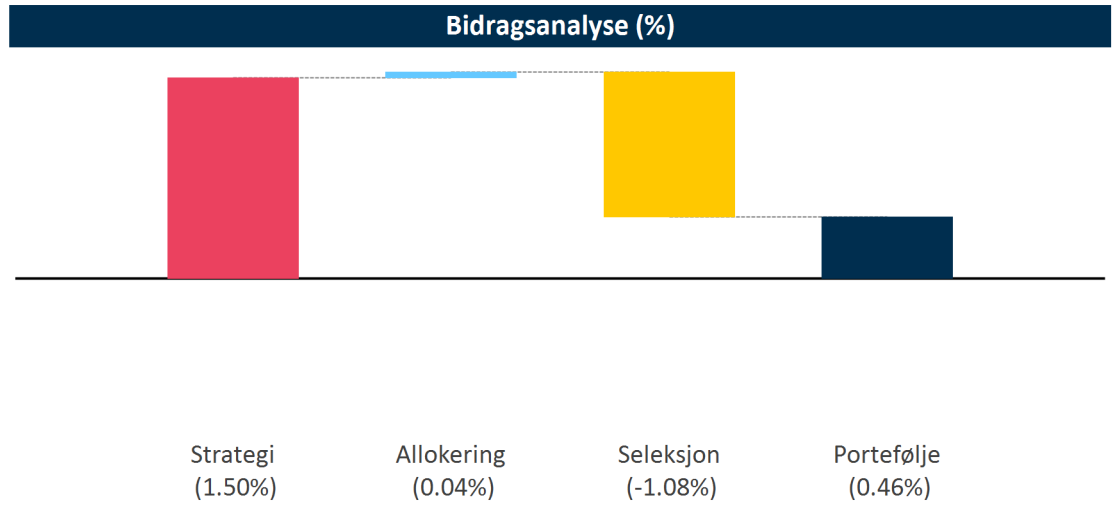
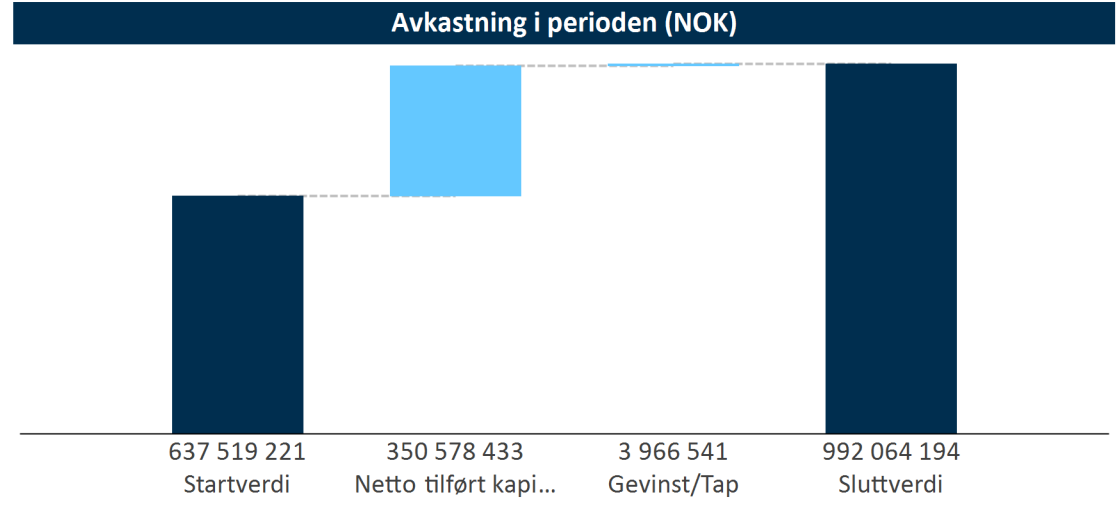
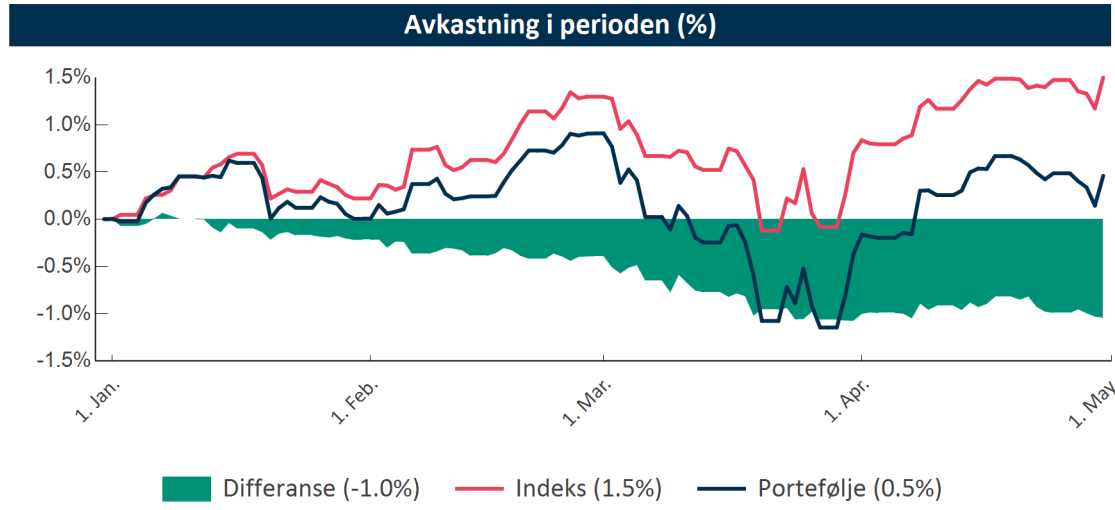
31.12.2025 - 30.04.2026



Total

	Avkastning hittil i måned (%)			Avkastning hittil i år (%)			Avkastning (NOK)			Allokering (%)			
	Port.	Indeks	Diff	Port.	Indeks	Diff	Hittil i mnd.	Hittil i år	Markedsverdi	Port.	Strategi	min-max	Kontroll
Total	0.83	0.79	0.04	0.46	1.50	-1.04	8 173 248	3 966 541	992 064 194	100.0	100		-
Aksjer	2.08	2.65	-0.56	1.62	5.95	-4.33	4 171 585	3 890 659	204 316 762	20.6	20	5-25	OK
Norske Aksjer	-1.57	-2.39	0.82	12.10	19.60	-7.51	-1 273 364	8 326 358	80 075 627	39.2	35	20-50	OK
Globale Aksjer	4.58	5.36	-0.77	-4.15	-1.33	-2.82	5 444 949	-4 435 699	124 241 135	60.8	65	50-80	OK
Obligasjoner	0.53	0.33	0.20	-0.33	0.12	-0.45	3 109 752	-2 692 729	586 798 907	59.2	60	40-80	OK
Norske Obligasjoner	0.49	0.33	0.16	-0.57	-0.26	-0.31	1 148 738	-1 601 818	234 647 085	40.0	40	20-100	OK
Globale Obligasjoner	0.56	0.34	0.22	-0.17	0.37	-0.54	1 961 014	-1 090 910	352 151 822	60.0	60	0-80	OK
Pengemarked	0.45	0.30	0.15	1.50	1.27	0.23	892 026	2 606 829	199 251 755	20.1	20	10-40	OK
Kontanter							-115	161 782	1 696 770	0.2	0		-

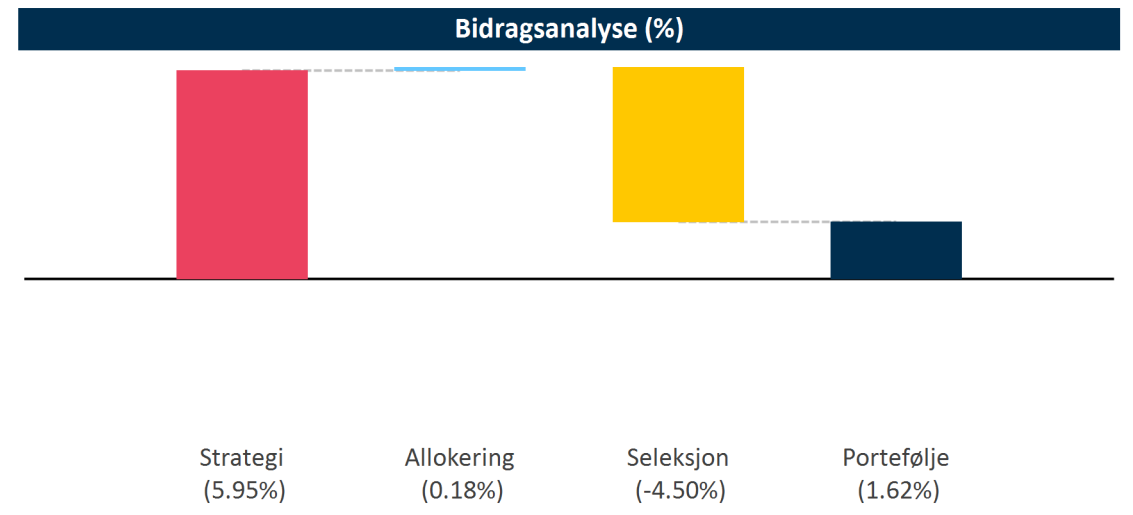
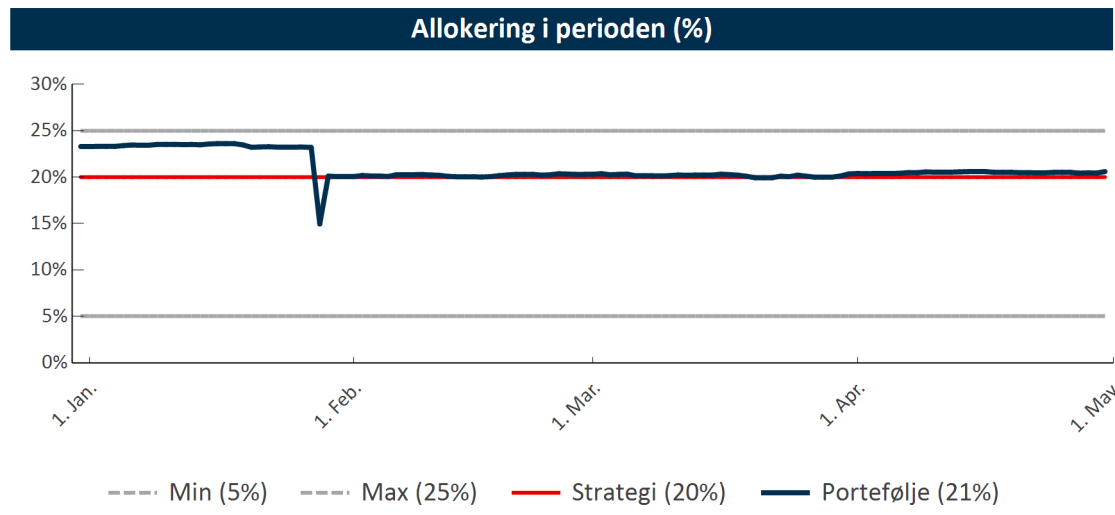
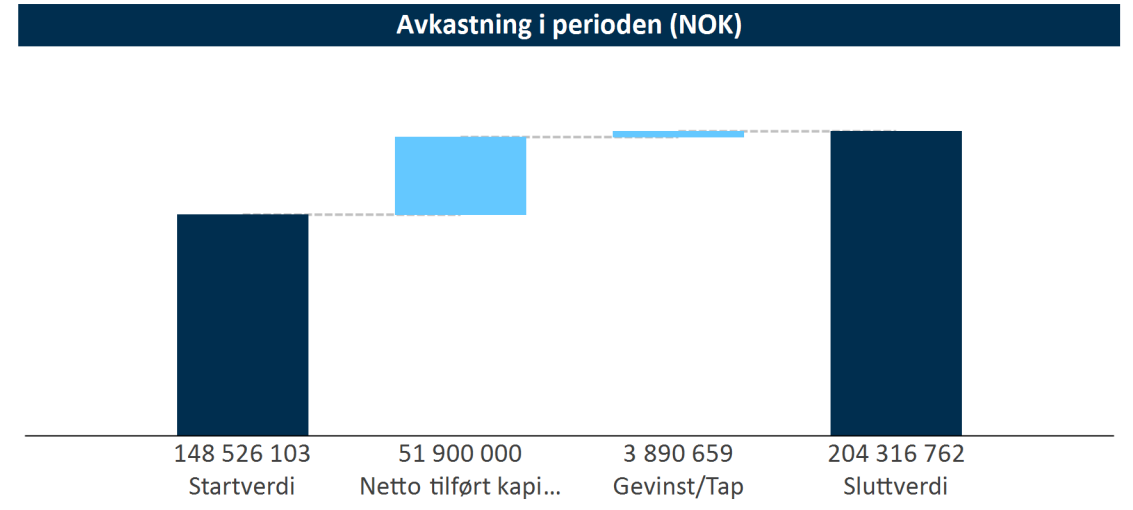
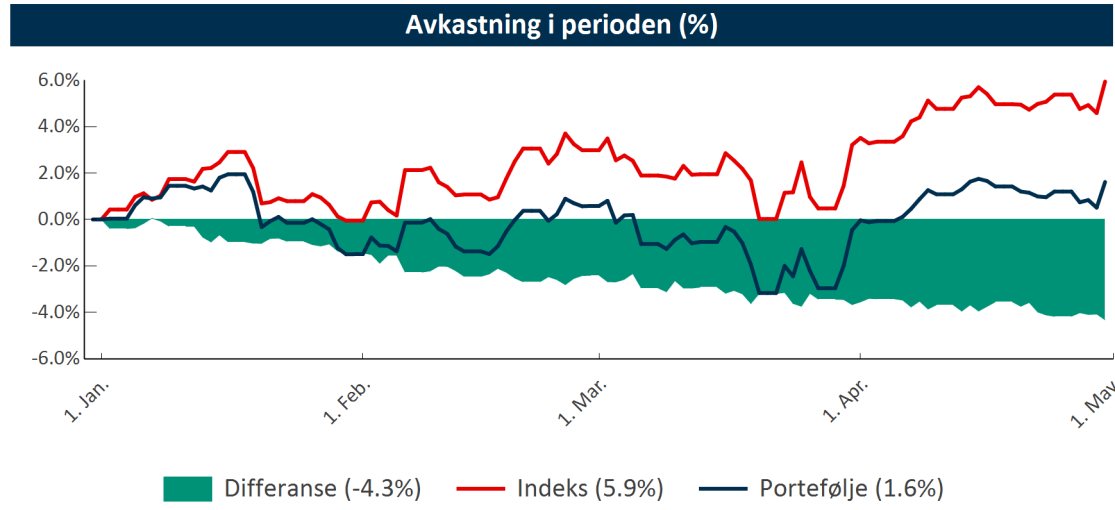
Total



Aksjer

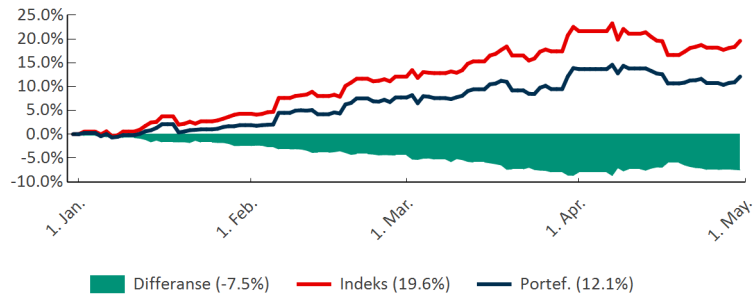
	Estimat	Kjøpsdato	Avkastning hittil i måned (%)			Avkastning hittil i år (%)			Markedsverdi	Allok.	Referanseindeks
			Port.	Indeks	Diff	Port.	Indeks	Diff			
Aksjer			2.08	2.65	-0.56	1.62	5.95	-4.33	204 316 762	20.6	
Norske Aksjer			-1.57	-2.39	0.82	12.10	19.60	-7.51	80 075 627	39.2	OSEBX
Alfred Berg Gambak R	●	28.02.2025	-0.28	-1.56	1.28	9.34	18.90	-9.56	17 153 801	21.4	OSEFX
Arctic Norwegian Value Creation D	●	12.04.2019	-1.23	-1.56	0.34	5.25	18.90	-13.65	16 454 218	20.6	OSEFX
Danske Invest 2 Norske Aksjer Inst.	●	31.08.2025	-1.66	-1.56	-0.09	13.90	18.90	-5.00	17 425 233	21.8	OSEFX
Storebrand Aksje Innland B	●	11.05.2010	-2.44	-2.39	-0.06	17.17	19.60	-2.43	29 042 375	36.3	OSEBX
Globale Aksjer			4.58	5.36	-0.77	-4.15	-1.33	-2.82	124 241 135	60.8	MSCI AC World
Generation Global Equity LTA53 USD	●	01.04.2025	3.74	5.36	-1.61	-14.61	-1.33	-13.28	16 008 336	12.9	MSCI AC World
Heptagon - Driehaus Emerging Markets Equity C USD	●	18.06.2025	11.05	9.69	1.36	9.39	5.96	3.43	10 884 788	8.8	MSCI Emerging Markets
KLP AksjeGlobal Indeks N-10	●	12.06.2025	4.64	4.80	-0.16	-2.53	-2.23	-0.30	47 490 404	38.2	MSCI World
Nordea Stabile Aksjer Global - A	●	19.09.2024	-2.28	4.80	-7.08	-6.57	-2.23	-4.34	10 391 237	8.4	MSCI World
Schroder ISF QEP Global Core C NOK	●	14.03.2025	5.11	4.80	0.31	-1.79	-2.23	0.43	18 905 459	15.2	MSCI World
SGA Global Equity Growth Fund Class M	●	25.01.2023	6.00	5.36	0.65	-11.72	-1.33	-10.39	9 195 738	7.4	MSCI AC World
T. Rowe Price Global Value I10	●	05.03.2025	4.42	4.80	-0.38	2.83	-2.23	5.06	11 365 173	9.2	MSCI World

Aksjer

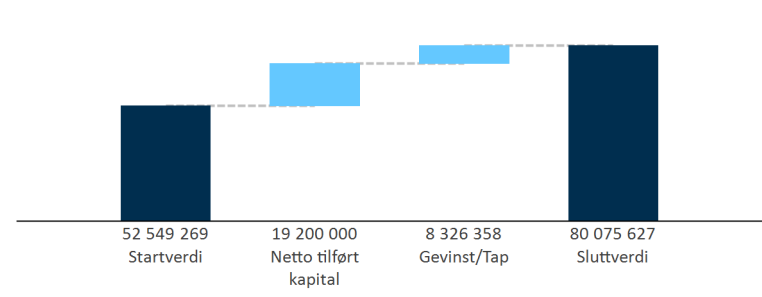


Norske Aksjer: 12.1% (-7.5%)

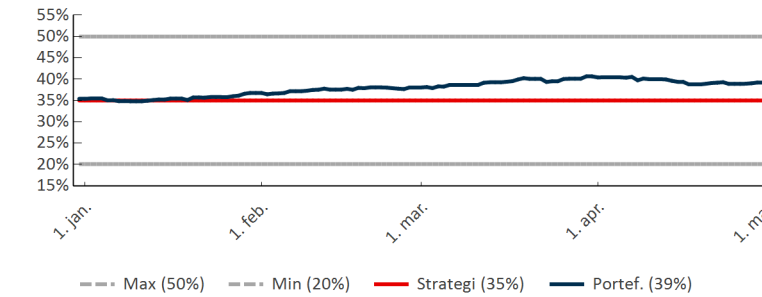
Avkastning i perioden (%)



Avkastning i perioden (NOK)

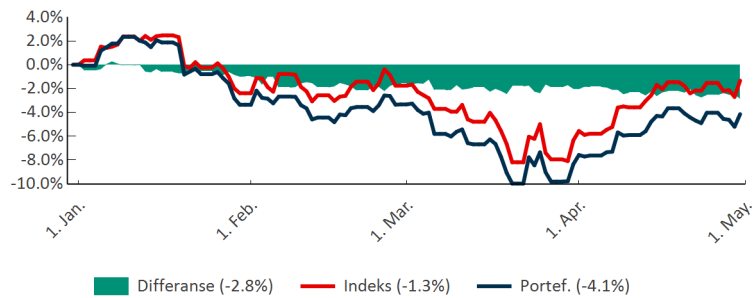


Allokering i perioden (%)

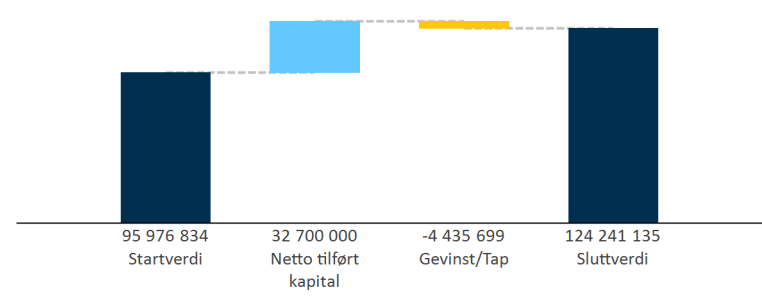


Globale Aksjer: -4.1% (-2.8%)

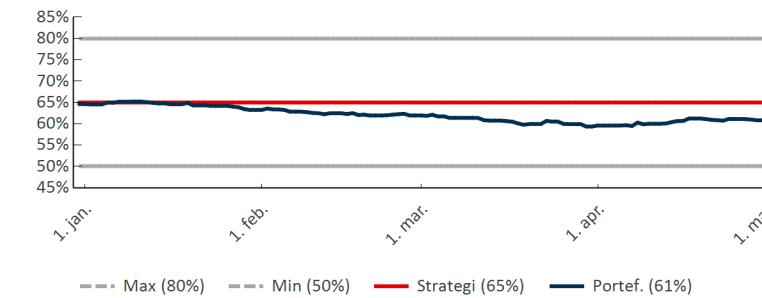
Avkastning i perioden (%)



Avkastning i perioden (NOK)



Allokering i perioden (%)

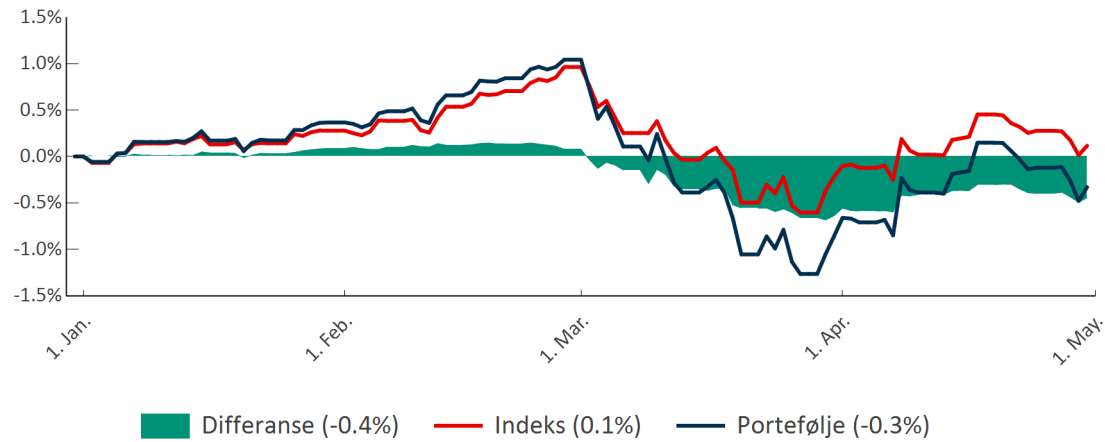


Obligasjoner

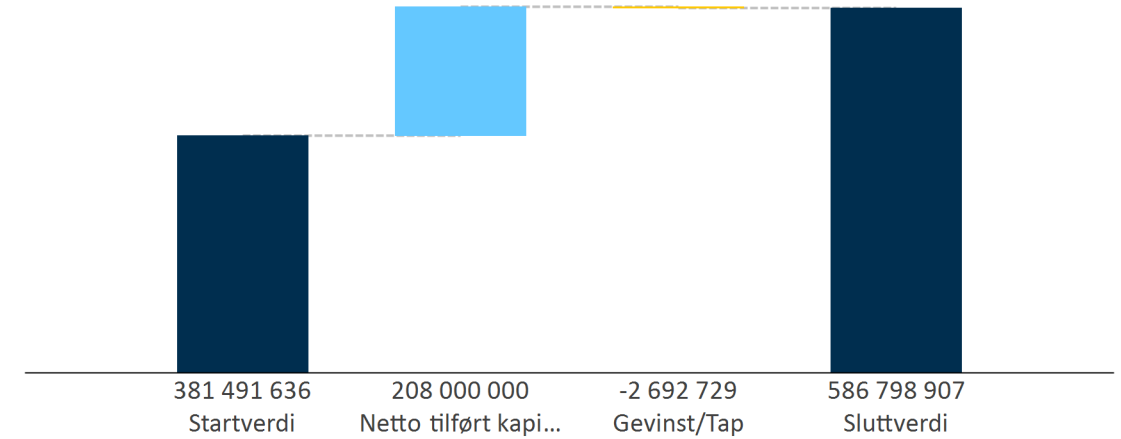
	Estimat	Kjøpsdato	Avkastning hittil i måned (%)			Avkastning hittil i år (%)			Markedsverdi	Allok.	Referanseindeks
			Port.	Indeks	Diff	Port.	Indeks	Diff			
Obligasjoner			0.53	0.33	0.20	-0.33	0.12	-0.45	586 798 907	59.2	
Norske Obligasjoner			0.49	0.33	0.16	-0.57	-0.26	-0.31	234 647 085	40.0	75/25 NBP RM123D3/Norsk stat 3 år
Alfred Berg Nordic IG Mid Dur I	●	14.03.2025	0.63	0.41	0.21	-0.49	-0.27	-0.22	78 242 387	33.3	NBP Regular Market 123D3
Danske Invest 2 Norsk Obligasjon Inst.	●	31.08.2025	0.46	0.41	0.04	-0.50	-0.27	-0.23	78 221 729	33.3	NBP Regular Market 123D3
DNB Norway Corporate Bonds	●	17.12.2024	0.39	0.41	-0.02	-0.72	-0.27	-0.44	78 182 969	33.3	NBP Regular Market 123D3
Globale Obligasjoner			0.56	0.34	0.22	-0.17	0.37	-0.54	352 151 822	60.0	60/40 BarCap Global Agg / 1-3 yrs Hdg NO
BlueBay IG Global Agg Bond Fund	●	05.03.2025	0.35	0.32	0.04	-1.13	0.13	-1.26	95 672 611	27.2	BarCap Global Agg Hdg NOK
DNB Global Low Carbon Corporate Bonds	●	11.03.2025	0.67	0.66	0.01	0.15	0.34	-0.19	88 478 301	25.1	BarCap Global Agg Corp 3-5 Yrs Hdg NOK
Payden Global Aggregate Bond Fund Hdg NOK	●	28.02.2025	0.57	0.32	0.25	-0.05	0.13	-0.17	96 817 896	27.5	BarCap Global Agg Hdg NOK
Payden Global Short Bond Fund Hdg NOK	●	07.02.2014	0.69	0.37	0.32	0.57	0.73	-0.15	71 183 015	20.2	BarCap Global Agg 1-3 Yrs Hdg NOK

Obligasjoner

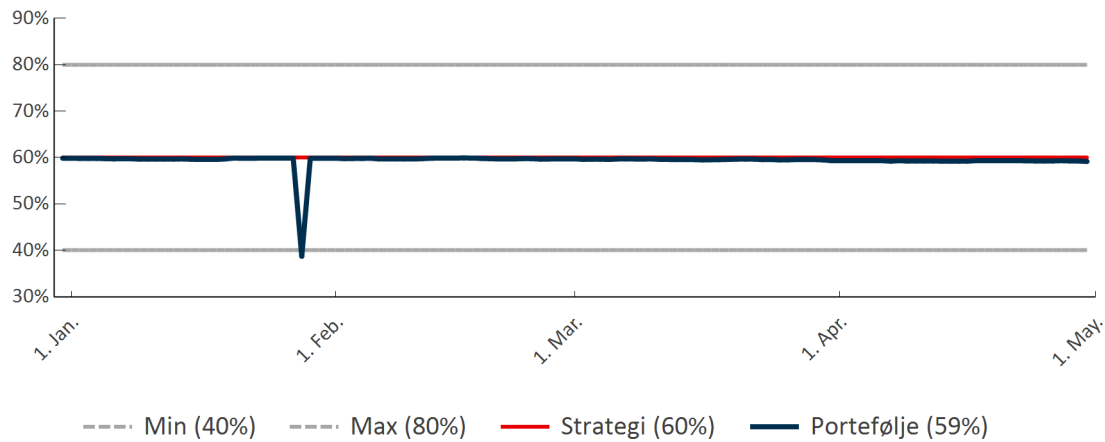
Avkastning i perioden (%)



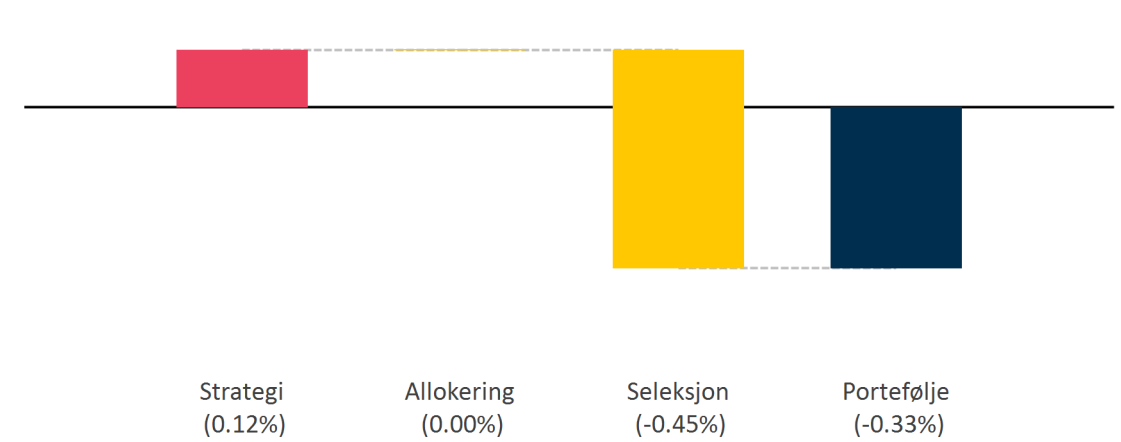
Avkastning i perioden (NOK)



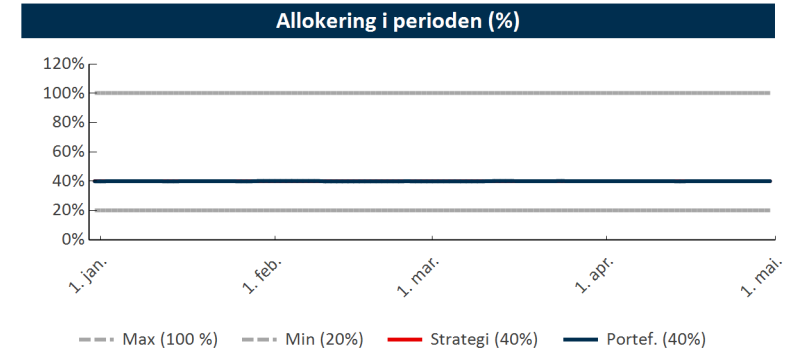
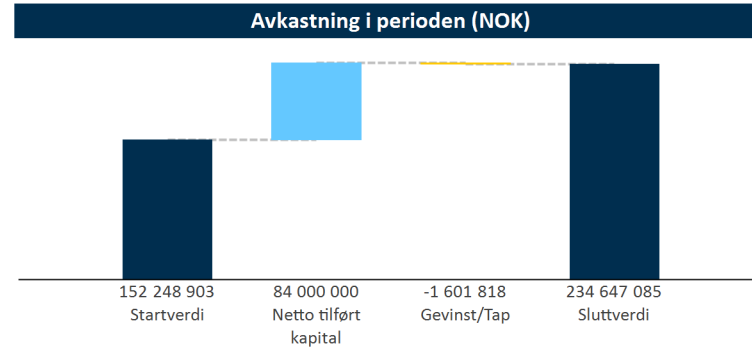
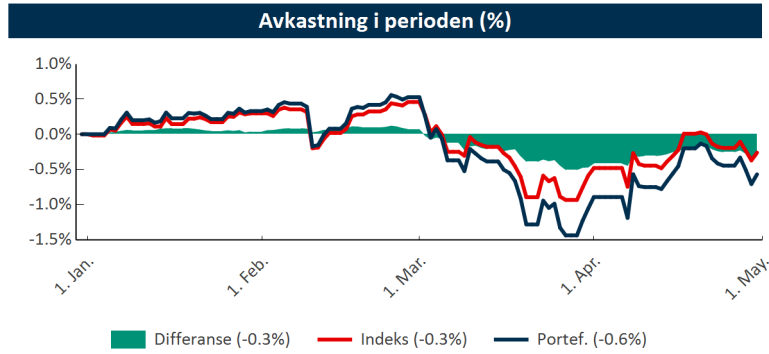
Allokering i perioden (%)



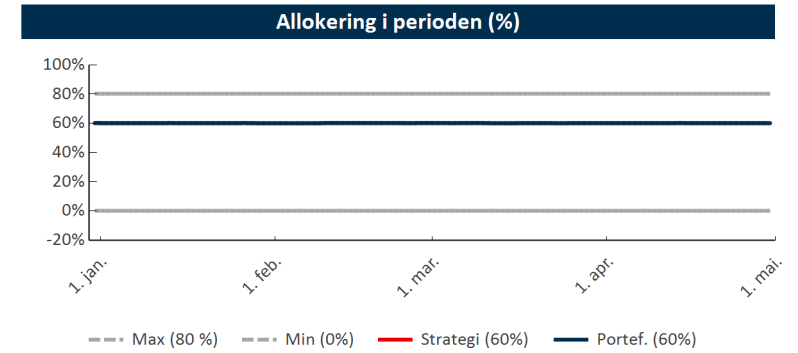
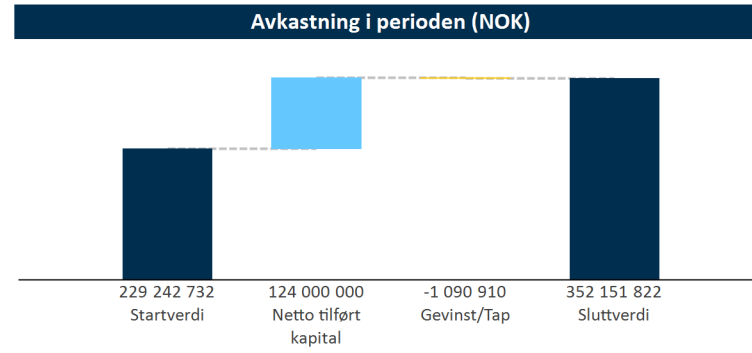
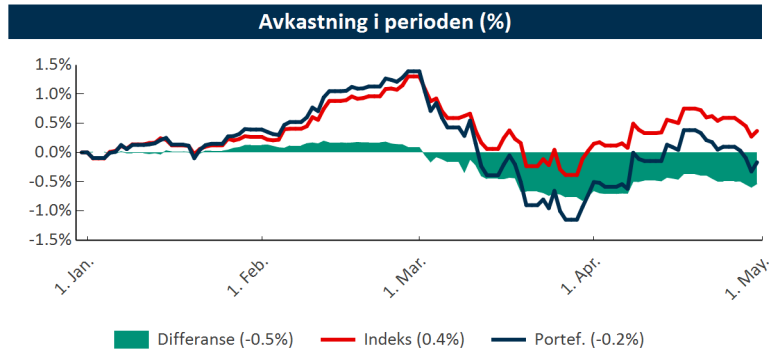
Bidragsanalyse (%)



Norske Obligasjoner: -0.6% (-0.3%)



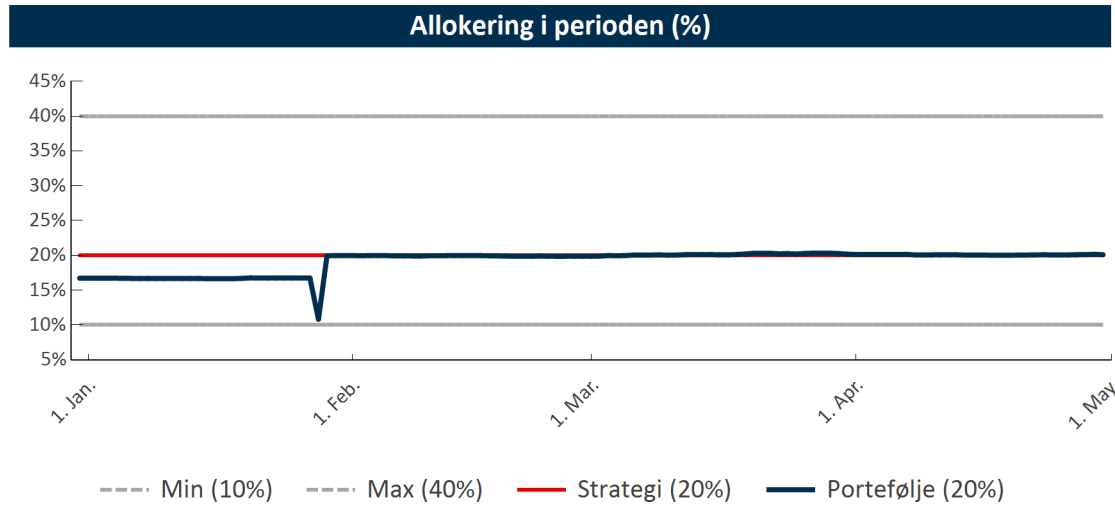
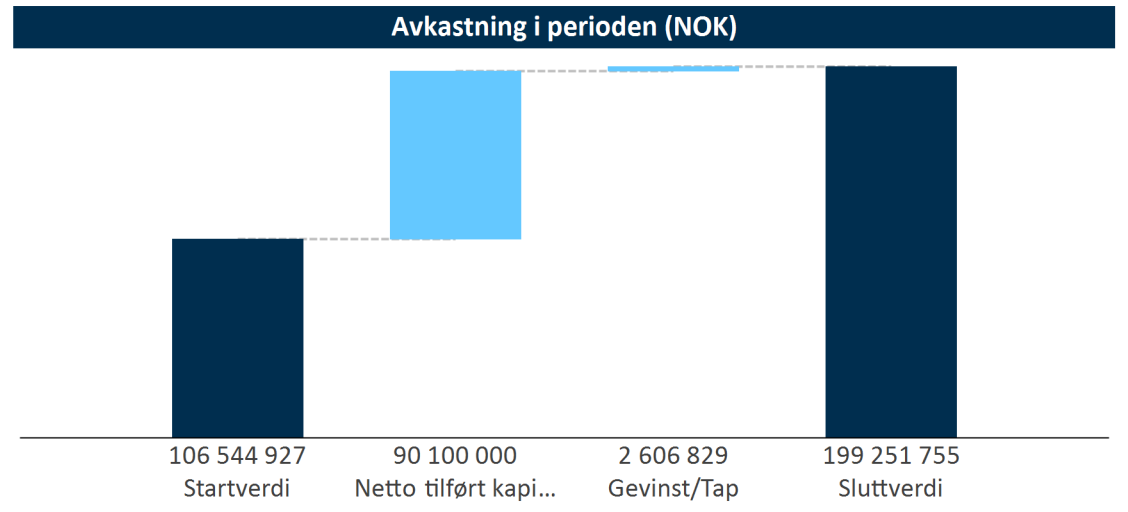
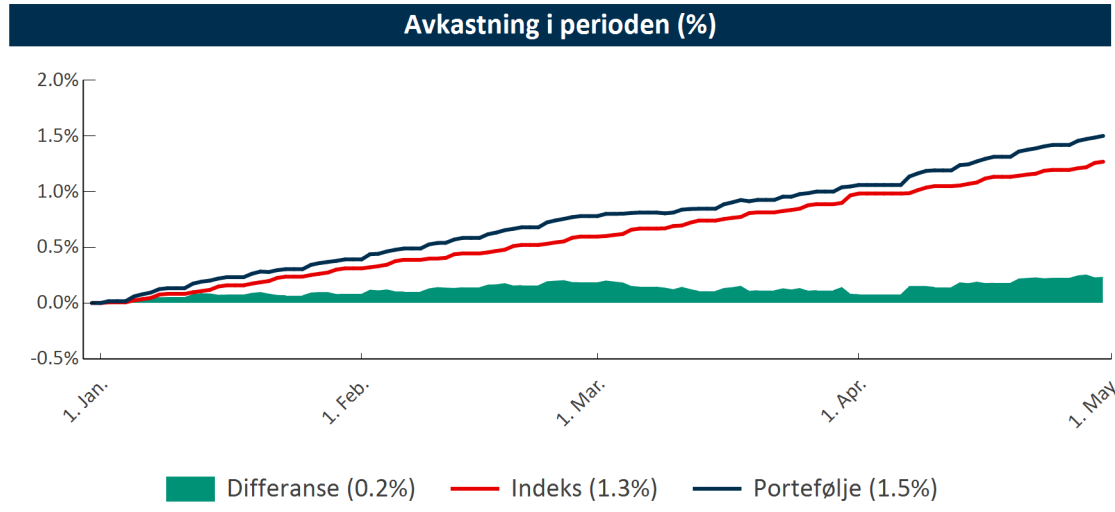
Globale Obligasjoner: -0.2% (-0.5%)



Pengemarked

	Estimat	Kjøpsdato	Avkastning hittil i måned (%)			Avkastning hittil i år (%)			Markedsverdi	Allok.	Referanseindeks
			Port.	Indeks	Diff	Port.	Indeks	Diff			
Pengemarked			0.45	0.30	0.15	1.50	1.27	0.23	199 251 755	20.1	NBP Norsk Stat Durasjon 0.25
Norsk Pengemarked			0.45	0.30	0.15	1.50	1.27	0.23	199 251 755	100.0	NBP Norsk Stat Durasjon 0.25
Alfred Berg Nordic Short Term I	●	05.09.2025	0.48	0.42	0.07	1.54	1.46	0.08	49 856 190	25.0	NBP Norsk Pengemarked
Holberg Likviditet	●	14.03.2025	0.39	0.42	-0.02	1.41	1.46	-0.05	49 782 020	25.0	NBP Norsk Pengemarked
Nordea Kort Obligasjon Pluss - S	●	16.05.2024	0.46	0.42	0.04	1.52	1.46	0.06	99 613 545	50.0	NBP Norsk Pengemarked

Pengemarked



Kontanter

	Avkastning hittil i måned (%)			Avkastning hittil i år (%)			Valuta			Markedsverdi (NOK)	Allok.
	Start	Inn / Ut	Avkast.	Start	Inn / Ut	Avkast.	Markedsverdi (lokal valuta)	Kode	Kurs		
Kontanter	1 425 378	271 507	-115	956 555	578 433	161 782				1 696 770	0.2
Kontanter	1 425 378	271 507	-115	956 555	578 433	161 782				1 696 770	100.0
Klientkonto NOK DNB	1 422 742	271 507	0	953 854	578 433	161 963	1 694 249	NOK	1.00	1 694 249	99.9
Klientkonto USD DNB	2 636	0	-115	2 701	0	-180	270	USD	9.33	2 521	0.2
Oppgjørskonto EUR DNB - Grieg Investor			0	0	0	0	0	EUR	1.00	0	0.0
Oppgjørskonto NOK DNB - Grieg Investor			0	0	0	0	0	NOK	1.00	0	0.0
Oppgjørskonto USD DNB - Grieg Investor			0	0	0	0	0	USD	1.00	0	0.0
Reinvestert fondsrabatt	0	0	0	0	0	0	0	NOK	1.00	0	0.0